

Duckweed: A Tiny Aquatic Plant with Enormous Potential for Space Life Support



Space Lab Technologies, LLC, Boulder, CO: Christine Escobar, Adam Escobar, Brett Shaffer, Gabriel Power
 Department of Ecology & Evolutionary Biology, Univ. of Colorado at Boulder: Dr. Barbara Demmig-Adams, Dr. William W. Adams III, Dr. Jared J. Stewart
 Smead Aerospace Engineering Sciences Department, Univ. of Colorado at Boulder: Dr. James A. Nabby

DUCKWEED: NUTRIENT DENSE CROP FOR EXPLORATION

Duckweeds (family Lemnaceae) are tiny flowering plants with enormous potential for bioregenerative space life support. Also known as water lentils or water meal, these small angiosperms are gaining global recognition as a powerful and ecologically friendly means of absorbing nutrients from wastewater. In addition, duckweed has a very high nutritional density and little fibrous material, making it a 100% edible and potentially valuable fresh food supplement to crew diets on long-duration exploration missions.



Spirodela (Large), *Wolffia* (Small), and *Lemna* (Medium) – Landesman (2010)

Space Lab Technologies, LLC and researchers in plant biology and aerospace engineering at the University of Colorado at Boulder are working to **establish duckweed as a nutrient dense space crop for deep space exploration.**

WHAT IS DUCKWEED?

- ◆ Smallest flowering plant on Earth
- ◆ Among the fastest growing plants in the world
- ◆ Over 40 species
- ◆ Can grow free floating or submerged
- ◆ Found in still/slow flowing fresh water
- ◆ Common in lakes, ponds, canals, rice fields, ditches, even mud



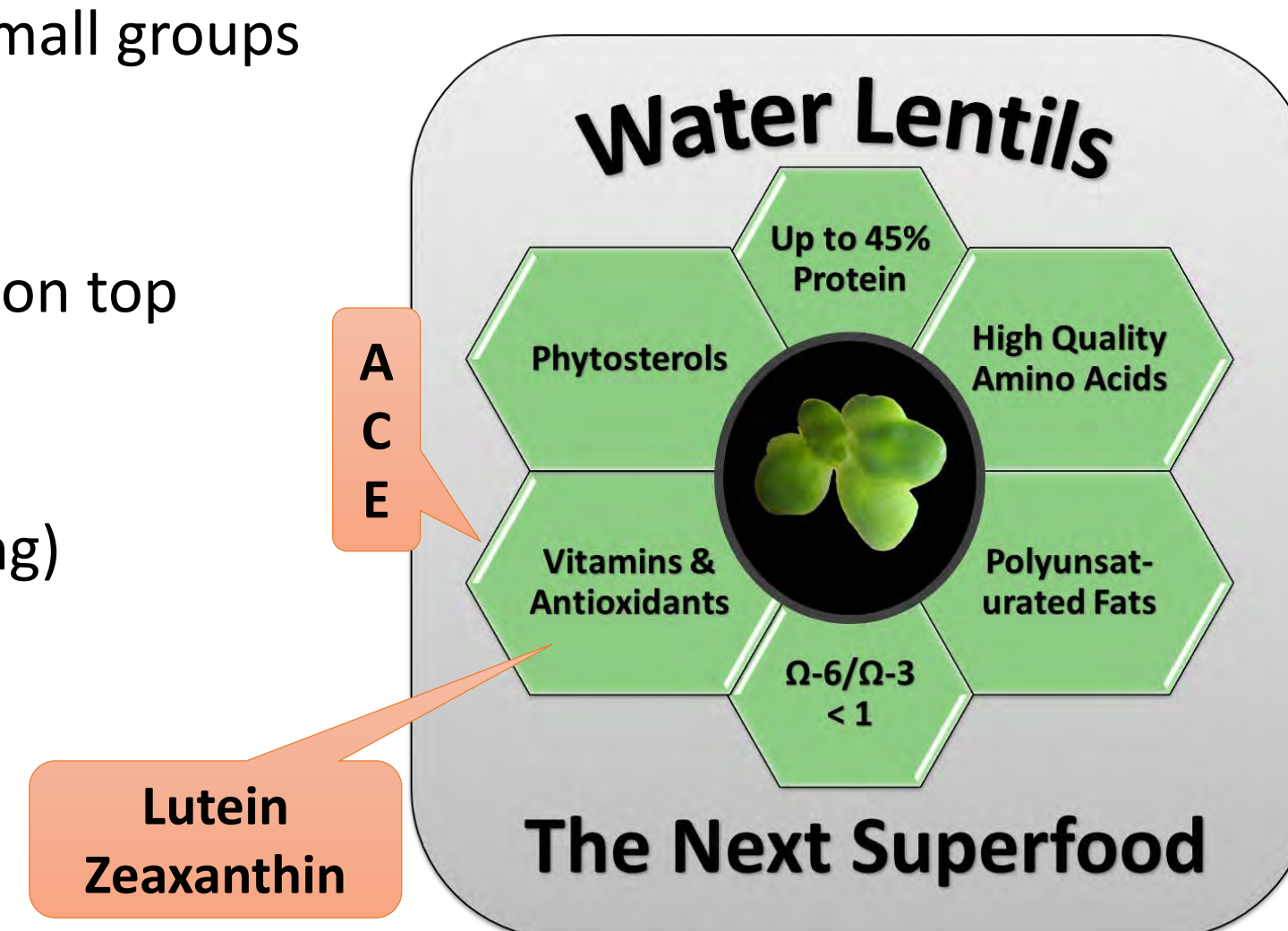
Fronds:

- ◆ Oval shaped vegetative bodies
- ◆ 1-20 mm across & grow singly or in small groups
- ◆ Take up gases and nutrients
- ◆ Permanently open stomata on top
- ◆ Cutin (waxy, water repellent coating) on top
- ◆ Air sacs provide buoyancy
- ◆ Vascular system practically absent
- ◆ Little structural tissue needed (floating)

Roots: provide mechanical stability

Reproduction:

- ◆ Primarily vegetative budding
- ◆ Flowering rarely observed
- ◆ Up to 10 daughters in 10 days before dying
- ◆ Doubles biomass in 1-3 days in ideal conditions

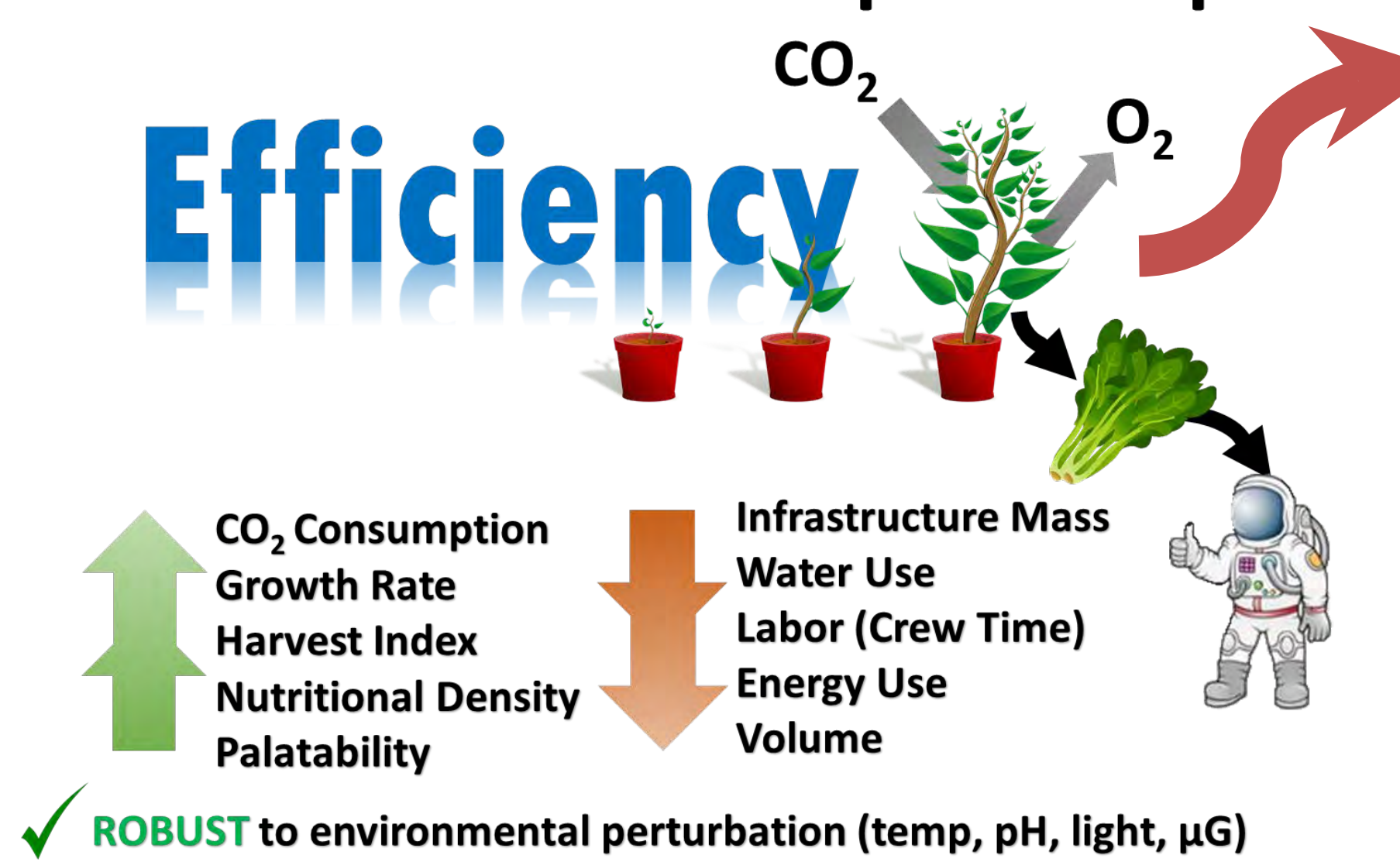


AN ATTRACTIVE PLANT FOR SPACE

What Makes a Good Space Crop?

1. 100% Harvest Index
2. Can be eaten raw
3. Highly nutritious
4. High growth rate
5. Vegetative budding
6. Thrives in high CO₂
7. Grows in 24-hr light
8. Grows in shallow water
9. Environmentally robust
10. Palatable
11. Grows in dark on sugar
12. Has a dormant state
13. Prefers ammonium-N
14. Have been grown in μG

Efficiency



NASA STTR: μG-LILYPOND™: FLOATING PLANT POND FOR MICROGRAVITY

Space Lab, Univ. of Colorado Boulder, Smead Aerospace Engineering Sciences, Refcon Services, Inc., Joe Tanner (Former NASA Astronaut)

Enclosure
22" (L) × 18" (W) × 22" (H)
Dual MLE, with Ortho-Grid

Growth Area
×2 Dual sided 15" × 15" trays
0.6 m² Total Area
Vertically Stacked

Close Canopy Lighting
Liquid Cooled LED Panels
≥ 1200 μmol/m/s² | σ = ±10
Uniform Coverage

Command & Data Handling
Space Lab Perseus Lite Processing Unit for Autonomous Control
Microprocessor & FPGA
Xilinx Artix-7

Atmosphere and Thermal & Humidity Control
Direct Cabin CO₂ Utilization
Reduces to O₂
No Latent Heat Load
Heat Rejection via MTL

Autonomous Water & Nutrient Recycling
Condensate Recovery
Mass-Balance Nutrient Replenishment

Microgravity Compatible Rotary Sieve
3-Phase Separator
Collects Biomass in Filter Bag

Passively Fed Growth Bed

Biomass Harvest & Effluent Extraction

Close Canopy Lighting
Photon Flux Density (PFD) Deviation <10 when 1" from canopy

Thin Film Propagation

Growth Area: 0.58 m² (15" × 15" Trays x4)
Potential Volumetric Yield: Up to 85 gDM/m³-day (4 times white potato yield)

System Volume: 0.14 m³

Upcoming Demonstration Tests:

- ◆ **Engineering Demonstration Unit (EDU)** to demonstrate key features in Phase II of STTR
- ◆ **Drop tower tests** at Portland State University, to further understand microgravity effects on capillary fed growth bed
- ◆ Mid-2020 **sub-orbital flight** aboard the Blue Origin New Shepard to demonstrate water transport, harvest, and growth bed in microgravity.
- ◆ **Extensibility:** Investigating hydrophilic membranes with growth bed to support higher rooted plants, like microgreens.

3D-printed (SLA) test article, with interior corner geometry

Flight Demonstration Planned for mid-2020

Hydro-membrane for Plant Cultivation developed by Mebiol, Inc.

TRISH BRASH 1801: CO-OPTIMIZATION OF DUCKWEED YIELD, NUTRIENT DENSITY, & ENERGY USE

Space Lab & Univ. of Colorado Boulder, Department of Ecology & Evolutionary Biology

A LIGHT RECIPE TO CO-OPTIMIZE:

1. Edible biomass yield
2. Micronutrient content
3. Protein content
4. Energy efficiency

UNDER SPACE RELEVANT CO₂ LEVELS (up to 1%)

A nutrient dense food high in vitamins, antioxidants, and omega-3 fatty acids can combat adverse effects of space radiation for deep space exploration.

Co-Optimization of Light-Use Efficiency & Nutritional Quality

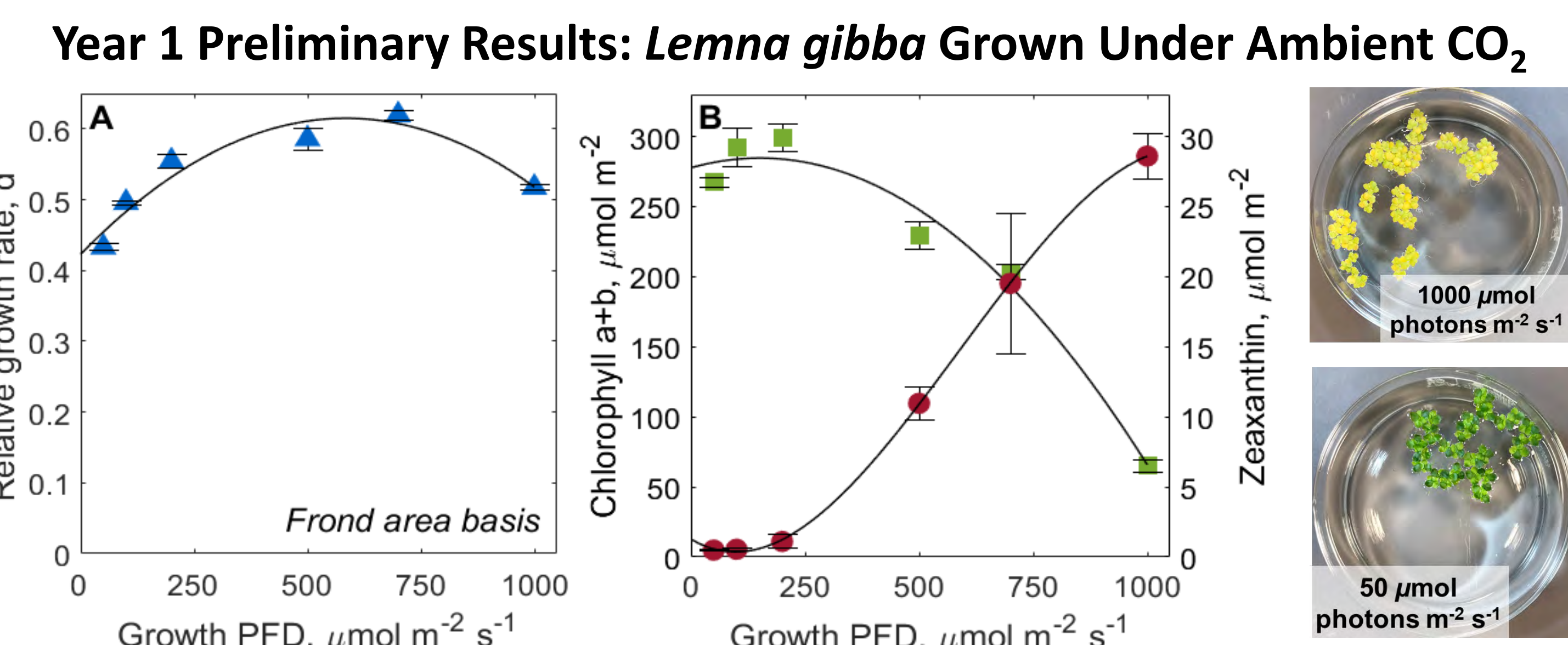
	Low PFD	High PFD	Low PFD + Pulses
Light Level	Low	High	Pulsed
Light Use Efficiency	Low	High	High
Zeaxanthin	Low	High	High

Plants growing in the shade of a forest canopy will still make a lot of zeaxanthin if they receive some high-light pulses.

Photograph by WW Adams

Light Intensity & Excitation Pressure: Low → High

Maximal light use efficiency of CO₂ sequestration, O₂ evolution, & plant yield → Maximal antioxidant vitamin production



Conclusions & Next Steps:

L. gibba maintains a remarkably constant growth rate over a wide range of light intensities, by increasing light-absorbing chlorophyll under low light supply and increasing antioxidant zeaxanthin for protection against intense light. In Year 2, we will determine the growth saturating PFD for elevated CO₂ levels (up to 1%), validate that pulsed lighting boosts antioxidant production without decreasing growth (at ambient and elevated CO₂ levels), and investigate spectral quality effects on growth and antioxidant production.

ACKNOWLEDGEMENTS

μG-LilyPond™ development is supported by the NASA SBIR/STTR program under award numbers NNX17CK14P and 80NSSC18C0224. Suborbital flight testing is supported by the NASA STMD Flight Opportunities program under grant number 80NSSC19K0039. Duckweed Co-optimization research is supported by the Translational Research Institute through NASA Cooperative Agreement NNX16AO69A. Any opinions, findings, and conclusions or recommendations expressed in this material are those of the author(s) and do not necessarily reflect the views of the NASA or TRISH.